





Sight Reading

Instruction period is 7 minutes: 5 General Explanation, 4 Summary Explanation
 Students may not make any audible sounds.
 Play confidently and remember your musical expectations

<p>S ignature</p>	<ul style="list-style-type: none"> Sharps or Flats in the key signature Check for key signature changes
<p>T ime/Tempo</p>	<ul style="list-style-type: none"> Check for time signature and tempo changes. <div style="text-align: center;">  <p>Andante, Moderato, Allegro</p> </div>
<p>A ccidentals</p>	<ul style="list-style-type: none"> Sharps, Flats, & Naturals not in the key signature. Remember, accidentals carry through the measure. <div style="text-align: center;">  <p>Played as: F# F# F F F# F</p> </div>
<p>R hythms</p>	<ul style="list-style-type: none"> Check for difficult rhythms. Silently count. <p>BASIC PATTERNS</p> <div style="text-align: center;">  </div> <p>PERCUSSION ONLY</p> <div style="text-align: center;">  </div>
<p>S igns</p>	<ul style="list-style-type: none"> Look for musical signs: Dynamics, Articulations, Repeat Signs, 1st and 2nd endings.